



EASTSIDE AND WESTSIDE SERVICE CENTER REMODEL PROJECT
Solicitation No. B-21-012-LE
Job No. 22-0109

ADDENDUM NO. 1
November 5, 2021

To Bidder of Record:

This addendum, applicable to work referenced above, is an amendment to the bidding documents and as such will be a part of and included in the Contract Documents. Acknowledge receipt of this addendum by entering the addendum number and issue date in the space provided in the submitted bid proposal.

CHANGES TO THE SPECIFICATIONS

1. INVITATION TO BIDDERS, paragraph 4, remove and replace with the following:

*A **Mandatory** pre-bid and site visit will be held on **November 12, 2021 at 9:00 AM (CST)** at the following location:*

*SAWS Distribution and Collections Eastside Service Center
3930 E. Houston St.
San Antonio Tx, 78220*

*Attendees should RSVP via email Lindsay Esquivel at Lindsay.Esquivel@saws.org no later than **November 11 at 9:00 AM (CST)**.*

2. INVITATION TO BIDDERS, paragraph 5, remove and replace with the following:

*For questions regarding this solicitation, technical questions, or additional information, please contact Lindsay Esquivel, Contract Administrator, in writing via email to: Lindsay.Esquivel@saws.org or by fax to (210) 233-4236 until **4:00 PM (CST) on November 18, 2021**. Answers to the questions will be posted to the web site by **5:00 PM (CST) on November 22, 2021** as a separate document or included as part of an addendum. Please be advised that Bidders are prohibited from communicating with any other SAWS staff, the Consultant, the Developer, or City of San Antonio officials regarding this IFB up until the contract is awarded as outlined in the Instructions to Bidders.*

3. Insert the Mandatory Pre-bid Meeting and Site Visit Instructions after the Invitation to Bidders.
4. Insert Safety Flyer after the Mandatory Pre-bid Meeting and Site Visit Instructions.


END OF ADDENDUM 1

This Addendum is five (5) pages in its entirety with the attachments.

Attachments:

Mandatory Pre-Bid Meeting and Site Visit Instructions (1 page)

Safety Flyer (2 pages)



11/05/2021

Pre-Bid Meeting and Site Visit Procedures
Eastside and Westside Service Center Remodel Project
Solicitation No.: B-21-012-LE
Job No.: 22-0109

- Interested contractors must RSVP to Lindsay Esquivel via email at Lindsay.Esquivel@saws.org to attend the Mandatory Pre-Bid Meeting and Site Visit no later than **November 11, 2021 at 9:00 AM (CST)**. The following information should be provided:
 - Company name
 - Name(s) of attendees
 - There is a limit of two (2) members per firm/contractor.
- All parties must adhere to SAWS' COVID-19 Safety Procedures, see attached.
- Contractors will report to the Mandatory Pre-Bid Meeting at the following location:
 - SAWS Distribution & Collections Eastside Service Center at 3930 E. Houston Rd. San Antonio, TX 78220
- Contractors should arrive at least **20 minutes prior to the site visit time** to allow time for check-in.
- Contractor will enter the Administrative Building Gate and press keypad to call Security. Security will provide access to the parking lot.
- Contractor will proceed to main entrance and SAWS personnel will escort them to check in.
- Temperature screenings will be conducted for all attendees.
 - If attendee exhibits a temperature above 100.4 degrees Fahrenheit, the individual will not be allowed on the site visit.
- A mask is encouraged to be worn at all times by all attendees. Safety mask should cover mouth and nose at all times. Safety mask will be provided at check in.
- Following the temperature screening, attendees will be escorted to the meeting room.
- Attendees must maintain social distancing, minimum of 6-feet apart, from other attendees at all times.
- Upon the conclusion of the Mandatory Pre-Bid meeting, the Mandatory site visits will begin.
- Contractors will be required to sign in at each site.
- Areas included in the site visit:
 - ✓ Eastside Customer Service Center, 403 S.W.W. White Rd. (First site to visit)
 - View remodel area
 - Logistics
 - Parking and Storage area
 - ✓ Westside Customer Service Center, 803 Castroville Rd. (Second site to visit)
 - View remodel area
 - Logistics
 - Parking and Storage area
- The Mandatory pre bid and site visit duration is expected to last 2.5 hours, including travel time.
- Attendees will be escorted by SAWS personnel at all times during site visit and should not stray.
- Questions will be allowed at the site and will be notated by SAWS staff and answered via Addendum.
- Contractors may take videos, photos, measurements, and notes.

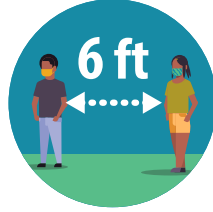
Important Information About Your Cloth Face Coverings

Print Resources Web Page: <https://www.cdc.gov/coronavirus/2019-ncov/communication/print-resources.html>

As COVID-19 continues to spread within the United States, CDC has recommended additional measures to prevent the spread of SARS-CoV-2, the virus that causes COVID-19. In the context of community transmission, CDC recommends that you:



Stay at home as much as possible



Practice social distancing (remaining at least 6 feet away from others)



Clean your hands often



In addition, CDC also recommends that everyone wear cloth face coverings when leaving their homes, regardless of whether they have fever or symptoms of COVID-19. This is because of evidence that people with COVID-19 can spread the disease, even when they don't have any symptoms. Cloth face coverings should not be placed on young children under age 2, anyone who has trouble breathing, or is unconscious, incapacitated, or otherwise unable to remove the mask without assistance.

How cloth face coverings work

Cloth face coverings may prevent the person wearing the mask from spreading respiratory droplets when talking, sneezing, or coughing. If everyone wears a cloth face covering when out in public, such as going to the grocery store, the risk of exposure to SARS-CoV-2 can be reduced for the community. Since people may spread the virus before symptoms start, or even if people never have symptoms, wearing a cloth face covering may protect others around you. Face coverings worn by others may protect you from getting the virus from people carrying the virus.



General considerations for the use of cloth face coverings

When using a cloth face covering, make sure:

- The mouth and nose are fully covered
- The covering fits snugly against the sides of the face so there are no gaps
- You do not have any difficulty breathing while wearing the cloth face covering
- The cloth face covering can be tied or otherwise secured to prevent slipping



Wash your cloth face covering after each use in the washing machine or by hand using a bleach solution. Allow it to completely dry.

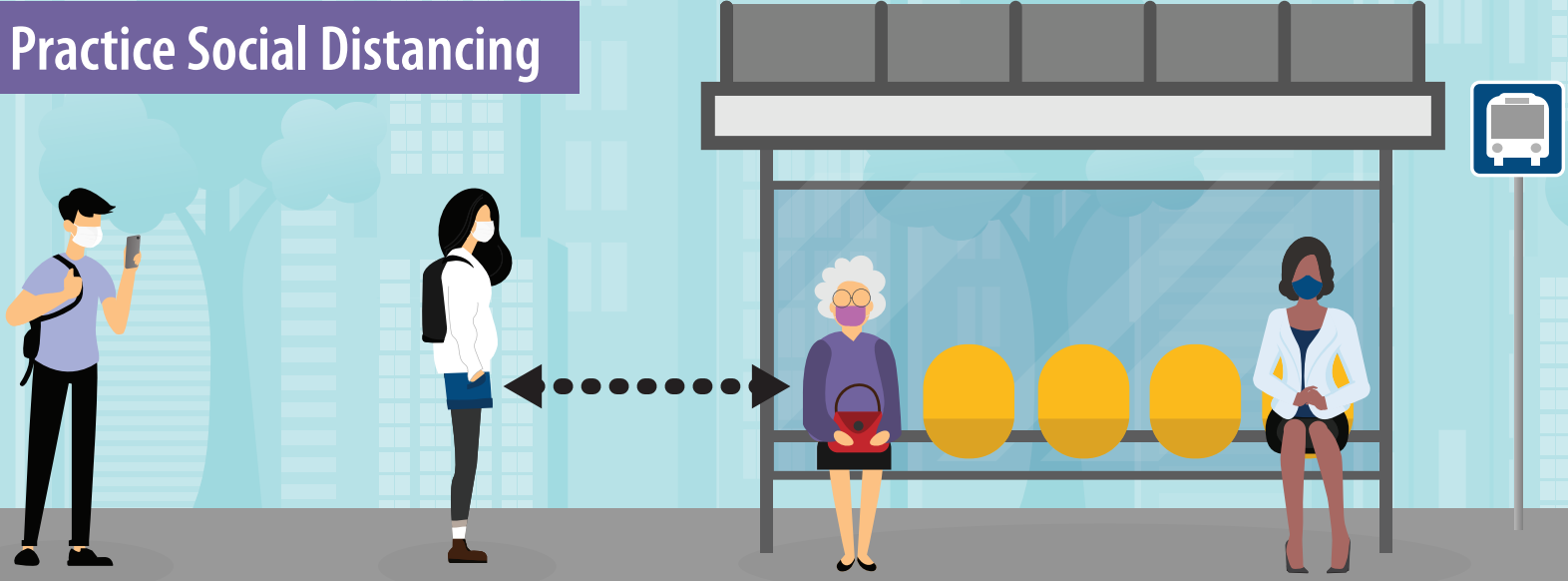
For more information, go to: <https://www.cdc.gov/coronavirus/2019-ncov/prevent-getting-sick/how-to-make-cloth-face-covering.html>



[cdc.gov/coronavirus](https://www.cdc.gov/coronavirus)

Help Protect Yourself and Others from COVID-19

Practice Social Distancing



Stay 6 feet (2 arm's lengths) from other people.

And Wear a Cloth Face Covering



Be sure it covers your nose and mouth to help protect others.
You could be infected and not have symptoms.



cdc.gov/coronavirus